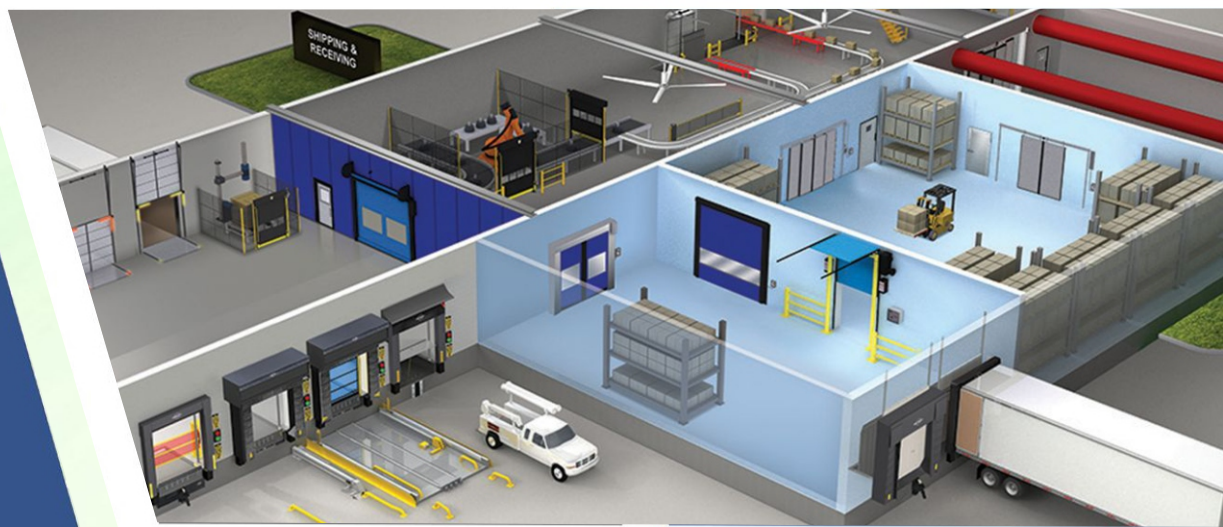




NATURE HYGIENE
ENTRANCE/AUTOMATIONS

Industrial Warehouse Solutions



HIGH SPEED DOORS

High Speed Door utilized for quick access among inside and outside areas of buildings. We are one of the manufacturers of High Speed Doors in India. We have experienced team who manufacture High Speed Door in such a way that it is easy to use. High speed door works smoothly without sound. It controls the temperature inside the room. High speed doors are used in food processing, healthcare and pharmaceuticals, automobiles, chemicals, warehouse etc.




- Superior sealing to avoid dust entry, maintain asepsis and sterility.
- Designed for clean room area and corrosive environment.
- Easy to clean & disinfect, door is resistant to spray water.
- The door is pressure resistant while providing smooth operation cycles.



Nature Hygiene & Entrance Automations offers a wide range of Automatic Sliding Gate to the industrial and Commercial Sectors. We provide you with a beautiful designs as well as quality. Our sole goal is to provide our clients with low cost and high quality products. Here you can see some of our latest sliding gate designs. If you are looking for Automatic Sliding Gate Manufacturer in Delhi NCR then you are at right place.

Automatic Sliding Gates



- The advantage of using Sliding Gates is that they have no ground track or foundation in the roadway hence ideal for road surfaces which are uneven or sloping and vehicle does not experience any bumps.
- Smooth, quiet operation due to no supports at the bottom of the gate.

ROLLING SHUTTERS

To retain our goodwill in clients' consideration, we are providing an excellent range of Motorized Rolling Shutter. Making use of supreme quality and innovative methodology, the offered shutter is perfectly manufactured under the guidance of our qualified workforce with utmost care and perfection. To ensure its quality, our quality experts check the entire range on numerous measures of quality in adherence to defined industry standards.



MS Rolling Shutters



GI Rolling Shutters



GS Rolling Shutters



Aluminum Rolling Shutters




Polycarbonate Shutters

Each of our Rolling Shutters is solidly constructed to promote trouble-free operation and long life. The Rolling Shutters can also be designed as per client's specifications.

DOCK LEVELER

The dock leveler acts as a bridge between the loading area and the goods carrier, thus making it easier for the goods to disembark. The dock leveler balances the difference between height and distance. The dock leveler is made using corrosion resistant steel, which makes the dock leveler useful for a very long time. We are one of the dock leveler manufacturers in India. Our experienced team manufactures the dock leveler keeping in mind all the norms.

Hydraulic Dock Leveler



- Dock Levelers are low cost yet high performing solutions for applications that have standard or little variance in truck bed heights at loading dock.
- Our dock Levelers are available in both versions mechanical (manual) and hydraulic.

DOCK SHELTER

Retractable shelter is designed to perfectly suit warehouses, logistics centres and other premises with medium cargo traffic. PVC fabric used for front curtains is highly elastic and wear and tear resistant. Trailers back into the shelter during loading/unloading operations while head and side curtains create a tight seal against the truck top and rear body. In case of off-center parking the collapsible frame retracts upon impact and automatically returns to its original position after truck departure. The shelter is mounted using the suspended method of installation.

Retractable Dock Shelter (Collapsible)



When the truck touches the dock to load goods, the dock shelter can wrap the back of the lorry to ensure a closeness and dustproof environment.

Drainage system prevents water from getting into the loading zone.

SECTIONAL DOOR

Industrial sectional doors are designed for industrial buildings, warehouses, production workshops, transport terminals and a variety of industrial premises, where they have to meet stricter requirements if compared with garage sectional doors. Enhanced durability guaranteed by sturdy door construction makes them not only functional but also able to withstand the daily operations in the toughest industrial environments. A perimeter sealing system provides premium thermal efficiency, maintaining the required temperature regime which is an important feature for almost any industrial facility. The door leaf is balanced with a torsion spring mechanism with a QuickFix system which significantly reduces installation time.

Industrial Sectional Door



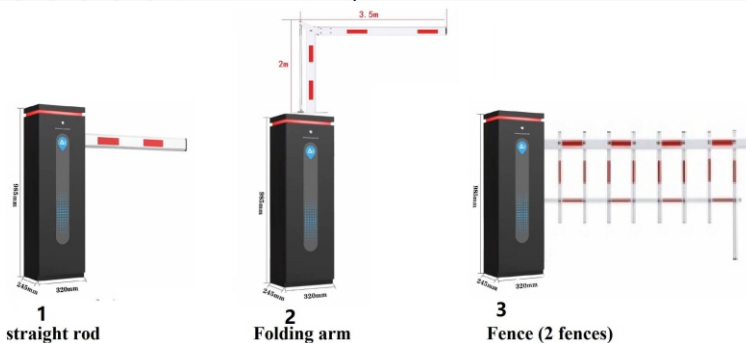
- Thermal break, efficient perimeter sealing system make these doors ideal for any climate.

- Provide proper protection from water, snow, dirt, and direct sunlight.

BOOM BARRIER

Boom Barrier also known as a boom gate, is a physical barrier typically used for controlling access to a specific area, such as parking lots, toll booths, gated communities, or check points. It consists of a horizontal bar or arm that can be raised or lowered to allow or restrict the passage of vehicles. Boom barriers are commonly operated electronically and are connected to a control system. They are usually equipped with sensors, such as loop detectors or photoelectric sensors, which detect the presence of vehicles and trigger the barrier to open or close accordingly.

Automatic Boom Barrier



- Automated boom barriers are controlled by electronic systems and can be integrated with various access control mechanisms like push button, remote controls or proximity cards.

- They help ensure that only authorized personnel or vehicles can gain access to a particular area.

RETRACTABLE GATE

Motorized Retractable Gates are also called collapsible gates, they are mainly used where large openings are needed. It is made of stainless steel or aluminum. It can give up to 77% clear openings. The normal height of these gates are 1~2 meters. The standard height is 1.6 meters.

They are used as movable remote controlled fencing options. Can be used to cover up or surround a large area in a very short time. The broad build makes it difficult to cross or tamper with. They are available in two types - with or without rail lines. Depending on the customer's requirement. The stainless steel bodies provide strength and integrity for outdoor operations. Retractable gates can be fitted with alarm lights or sound - so that people around are alerted while the gate is in operation.

Retractable Gate



- Motorized Retractable Gates are made up of high-quality raw materials like stainless steel and aluminum giving it a sturdy and rust-free long life.

- The Motor speed is 15 Mt / min Open Time.

CONTACT PAN INDIA
9205920583

08 + years
of excellence
SUSTAINABLE | RELIABLE | ACCESSIBLE

Present In



Delhi NCR



Chandigarh



Jaipur



Vadodara



Bengaluru



Pune



Mumbai



+91-8130817304



sales@naturehygieneindia.com



www.naturehygieneindia.com